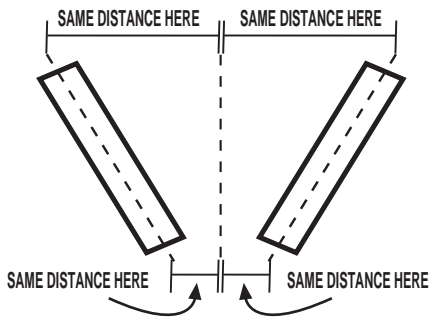
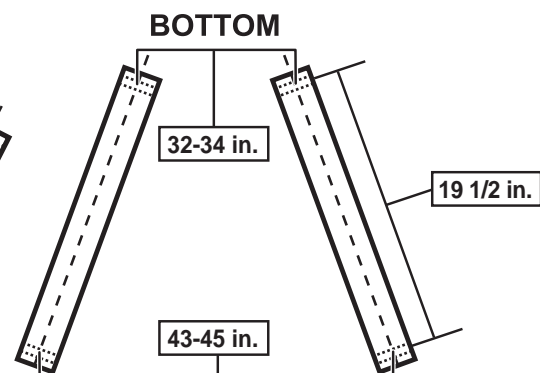
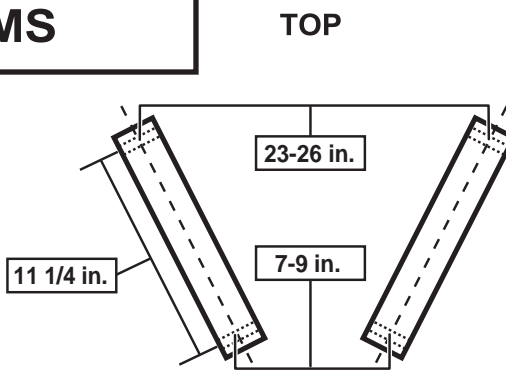


2011 INDIANA SUPER STOCK COIL SPRING REAR SUSPENSION RULES

TRAILING ARMS

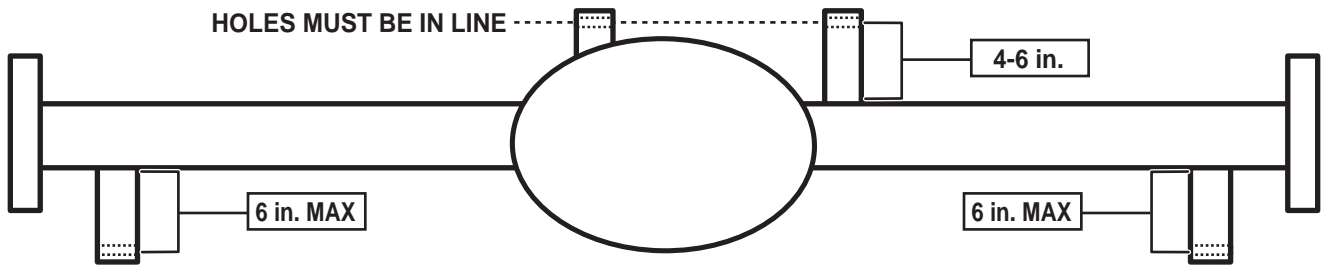


TOP AND BOTTOM TRAILING ARMS MUST BE MOUNTED SYMMETRICALLY AND MOUNTING POINTS MUST BE EQUAL DISTANCE FROM CENTER LINE.



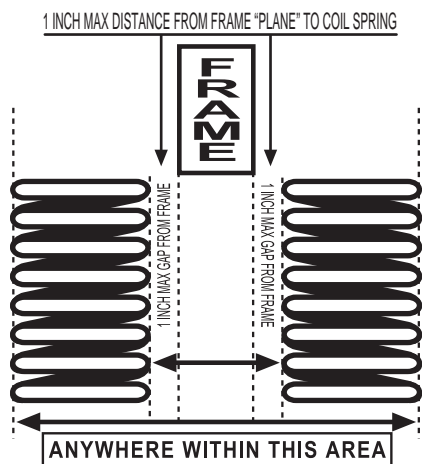
TRAILING ARM LENGTH WILL BE MEASURED FROM HOLE TO HOLE - ARMS MAY BE MADE OUT OF SQUARE TUBING
NO HEIM JOINTS - TRAILING ARMS MUST BE ONE PIECE AND MUST BE RIGID WITH NO SLIP JOINTS

TRAILING ARM TO REAR END MOUNTING



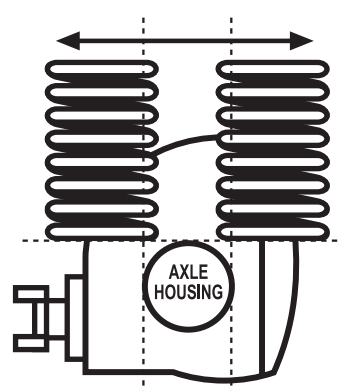
ALL TRAILING ARM BRACKETS MUST BE RIGID, MOUNTED SOLID AND MAY NOT FLOAT IN ANY WAY

COIL SPRING LOCATION



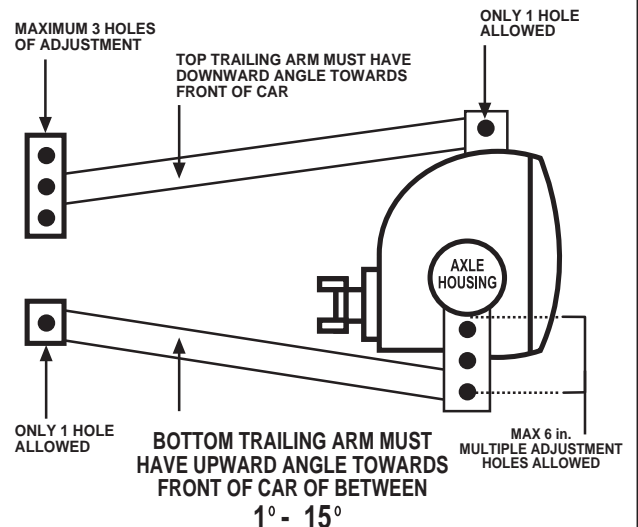
COIL SPRING MUST BE LOCATED EXACTLY ADJACENT TO OR UNDERNEATH FRAME RAIL. MAXIMUM 1 INCH SPACE FROM FRAMERAIL WILL BE ALLOWED.

SPRINGS MUST BE MOUNTED ABOVE AND WITHIN THE PLANE OF THE AXLE TUBE HOUSING



COIL SPRING MUST BE MOUNTED TO THE AXLE TUBE HOUSING

TRAILING ARM TO CHASSIS MOUNTING



BOTTOM TRAILING ARM MUST HAVE UPWARD ANGLE TOWARDS FRONT OF CAR OF BETWEEN 1° - 15°